
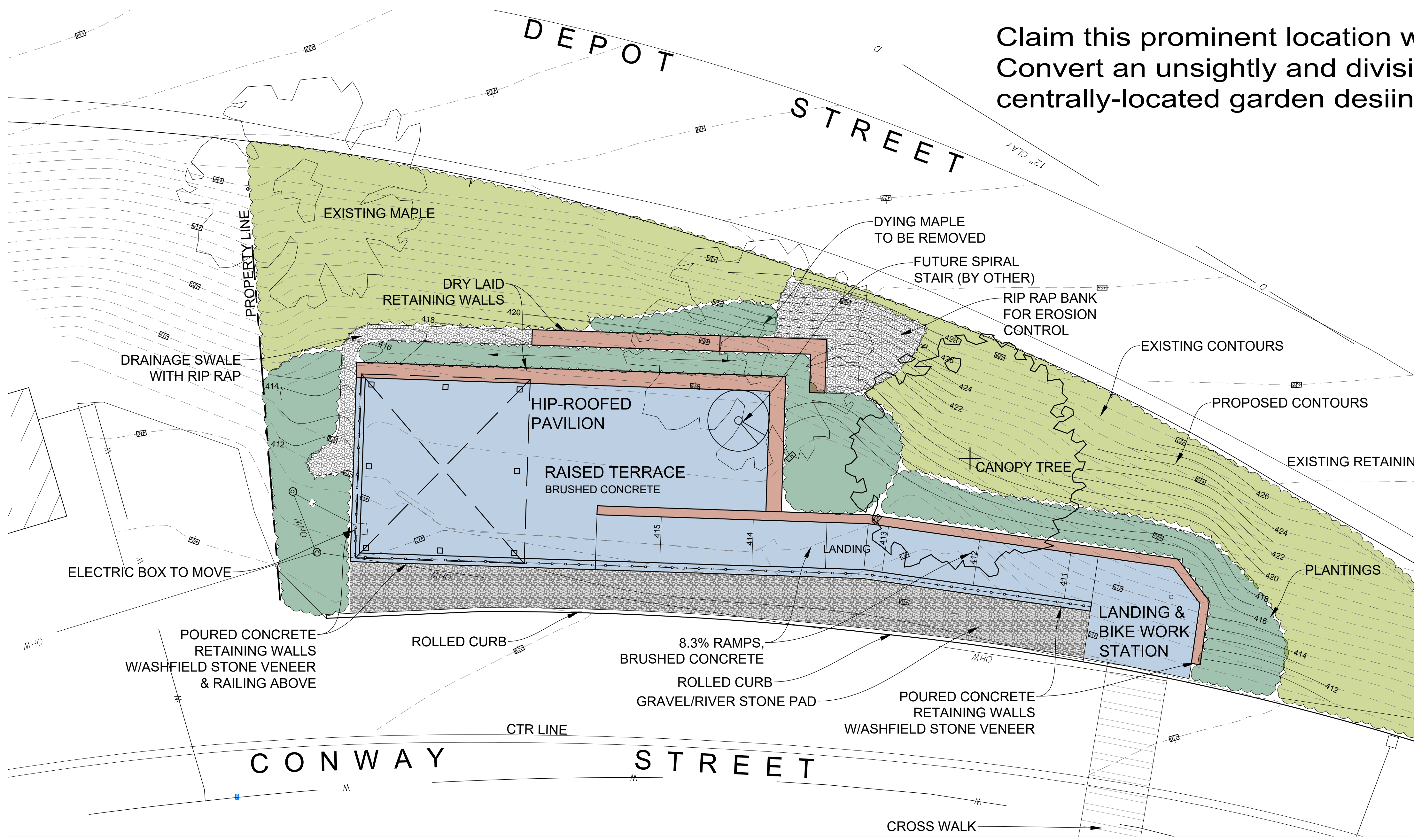


CROSS SECTION
NOT TO SCALE



PERSPECTIVE

Claim this prominent location with excellent river views.
Convert an unsightly and divisive embankment into a centrally-located garden destination



SCHEMATIC PLAN

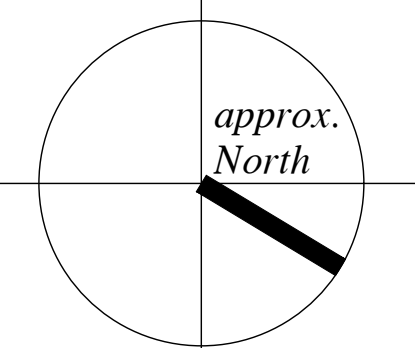
SCALE: 1/8" = 1'-0"



ASHFIELD STONE WALL CHARACTER



SAMPLE PAVILION



Walter Cudnohufsky Associates
Landscape Architects/
Planners

Box 489, 455 Bug Hill Road
Ashfield, MA 01330
PHONE: 413-628-4600
FAX: 413-628-0117
E-MAIL: wcal@wcala.com
WEB SITE: www.wcala.com

**Village of Shelburne Falls
Pocket Park in Buckland**

Date: 9/25/2023
Scale: As Noted

Site Plan & Illustratives